

APPLICATION RECYCLING TECHNOLOGY

SHREDDING OF MATERIALS

EN

The KEB logo is displayed in white text on a red rectangular background. The background of the entire page is a blurred photograph of an industrial shredding plant with a large red conveyor belt and a grey shredder unit.

RECYCLING - SOLUTIONS FOR WASTE MANAGEMENT

- Efficient shredding with minimal energy input
- Protection of the plant through the detection of contaminants
- Minimized blockages with higher torque than in mains operation
- Reduced downtimes due to active reversing in case of overload
- IP65 installation directly in the vicinity of the shredding plant

TRUST THE MARKET LEADER FOR ELECTRICAL CONTROLS ON SHREDDERS.

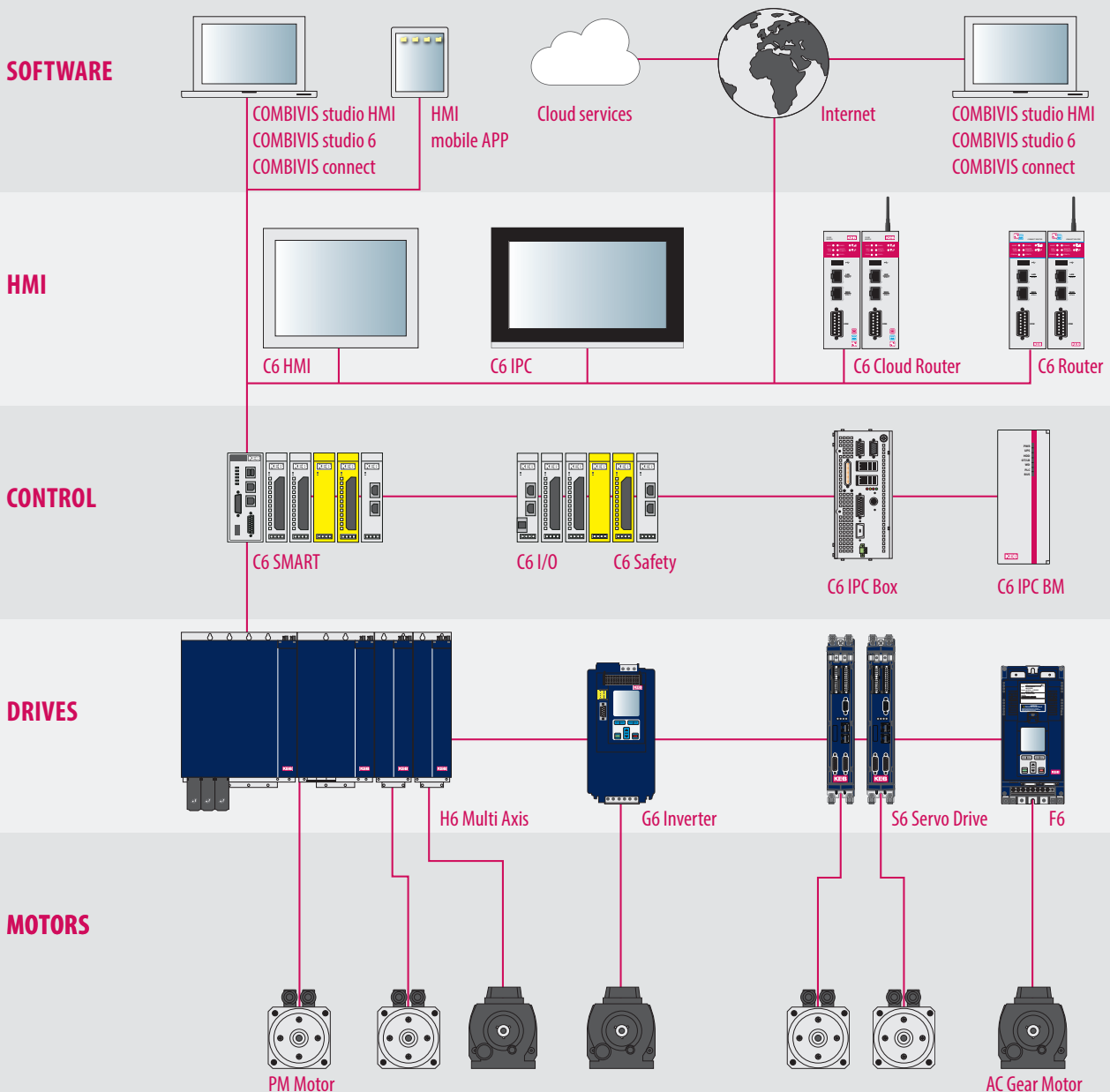
CONTINUITY AND EXPERIENCE

Conventionally shredders work with motors starting directly on the mains or to limit the starting currents with U/f – inverter. When directly starting on the mains supply surge currents occur that can reach 9-times the rated current. This must be considered at the dimensioning of the power supply.

KEB offers a new approach which allows a high-dynamical control of speed-variable shredders.

The frequency inverters COMBIVERT F5 – ASCL with optimized field-oriented control without encoder feedback, adjust the voltages and currents on asynchronous motors accurately due to the load requirements.

COMBIVERT F5 – ASCL operates within the optimal range of the characteristic and provides over the entire speed range almost the breakdown torque as peak torque. Thus the input current to generate repeated torque remains in the operating range. (page 5)





ENERGY COSTS SAVING

A reduction of the energy costs is ensured by:

- Reduced current consumption during start-up
- High-dynamical compensation of load jumps and slip compensation
- By having stable speed in case of load, the energy existing in the system is used for shredding the material
- Less current consumption due to fewer reversings
- Lower energy base rate since no high current peaks

COMBIVERT F5 - ASCL on a shredder increases material flow and improves material quality:

- Start-up with load is possible
- High-dynamic reaction on load requirements
- Reversing procedures are accomplished automatically, if necessary
- Information from the inverter like torque or speed can be used for the control of pushers, conveyors etc.
- Manual emptying of shredders is no longer necessary – thus resulting in fewer downtimes
- Different speeds and acceleration times are possible

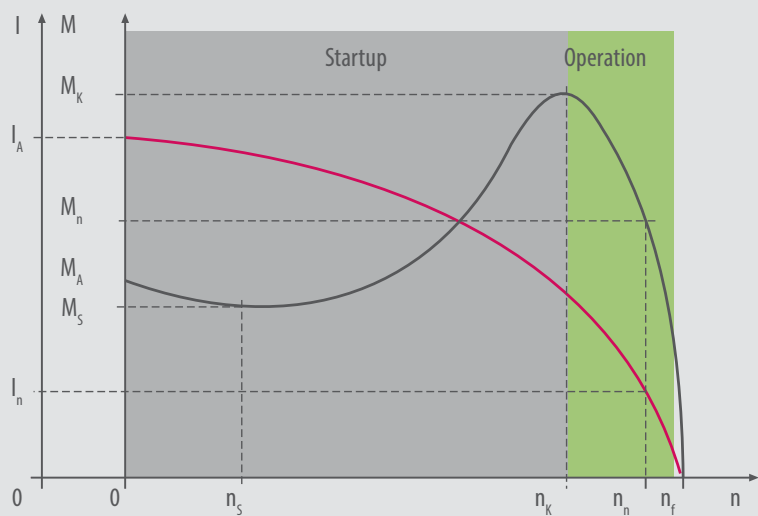
FURTHER ADVANTAGES FOR USING THE COMBIVERT F5 – ASCL ON SHREDDERS:

- Installation of turbo coupling is not necessary
- Smaller dimensioning of the diesel motor due to lower maximum currents of the diesel-electrical system
- No contactor wearout due to powerless switching
- Main contactor is not necessary by using the option „Safe Stop“ in accordance with EN 954-1 Cat. 3 or STO according to EN 13849
- The mechanics of the machine (gear, shaft, etc.) can be protected by using the precisely adjustable torque limits
- Energy saving by using a frequency inverter on hydraulic drives



RELATED TO THREE-PHASE INDUCITON MOTORS (TPIM)

I	Current
M	Torque
n	Speed
I_n	TPIM rated current
I_A	TPIM starting current
M_k	TPIM breakdown torque
M_n	TPIM rated torque
M_A	TPIM starting torque
M_S	TPIM pull-up torque
n_s	TPIM pull-up speed
n_k	TPIM breakdown speed
n_n	TPIM rated speed
n_f	TPIM theoretical frequency speed / synchronous speed



M/n - characteristic

THE PERFORMANCE OF THE ASYNCHRONOUS MACHINE

STARTUP PERFORMANCE

Direct connection of the mains voltage to the motor causes maximum slip and thus a high current at moderate torque (Image 01) (see T/n characteristic page 5).

The inverter accelerates the motor with voltage and frequency ramp. The motor operates only within the optimal range of the characteristic. The slip is adjusted to minimum value. More possible torque shortens the acceleration due to substantially smaller current consumption from the mains supply. (Image 04)

LOAD JUMP WITH 150 % OF RATED TORQUE

The speed of the motor on mains decreases. The motor increases the slip to provide required torque. The current rises from idle run value to approx. 165 % of the rated current. (Image 02)

By increasing the frequency the inverter readjusts the motor speed to the set value. Slip and current are slightly lower than at mains operation. (Image 05)

... DIRECTLY ON MAINS SUPPLY

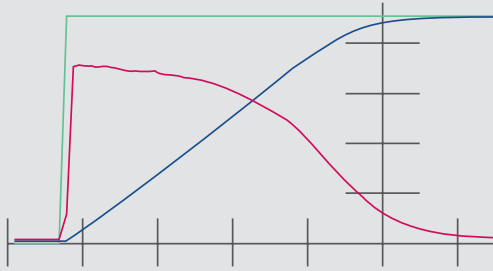


Image 01

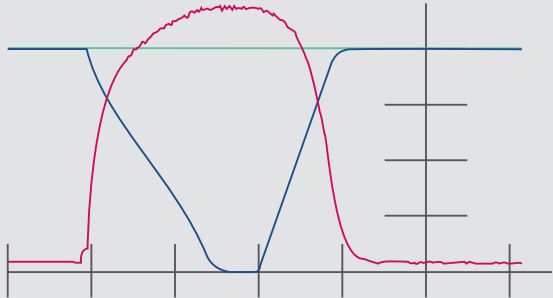


Image 03

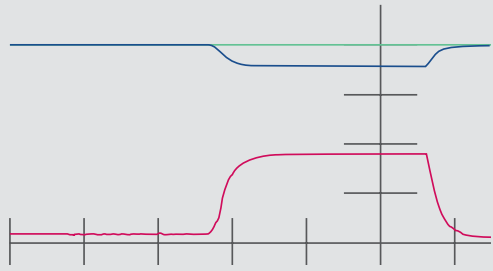


Image 02

- Frequency
- Speed
- Current

LOAD JUMP WITH 300 % OF RATED TORQUE

The motor on mains breaks down. The speed decreases to zero. The slip rises to maximum value. Thus the drive is unable to provide the required torque of $3 \times T_N$ directly on mains. 100 % slip causes maximum current (in this case approx. 500 % of rated motor current). (Image 03)

The inverter reduces the output frequency at maximum voltage. Therefore the motor is over-magnetized and generates substantially more torque as it would be possible at mains operation. Even though high torque of $3 \times M_N$ is needed the drive is able to adjust this! (Image 06)



... AND WITH COMBIVERT F5 - ASCL

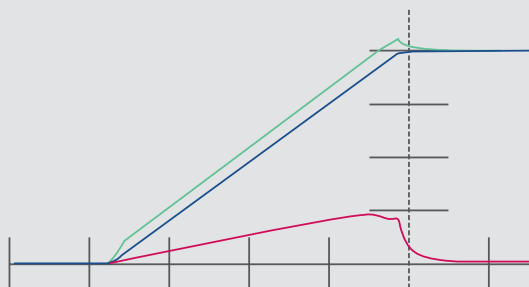


Image 04

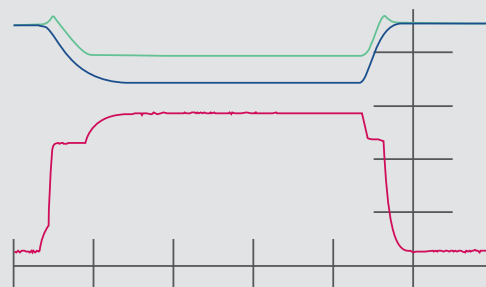


Image 06

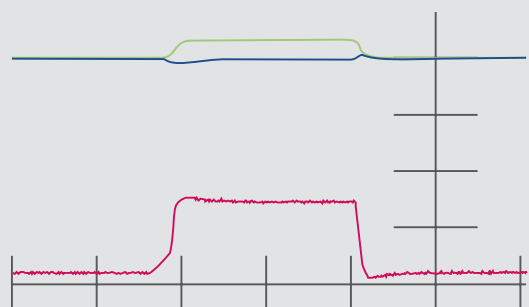


Image 05


- Frequency
- Speed
- Current



ENERGY SAVING THROUGH REGULATED HYDRAULIC PUMP


Because of increased environmental awareness and a competition of different drive technologies, the energy consumption and noise development of machines and plants have become crucial application criteria.

With fixed displacement pumps and COMBIVERT F5 energy-efficient hydraulic drives are realized, which achieve up to 30 % energy saving compared to a displacement-controlled drive. As the flow rate is proportional to the speed, a fixed displacement pump is able to deliver variable flow rate.



Following advantages are achieved through the employment of KEB frequency inverters e.g. on balling presses, hydraulic shredders, ancillary units, etc.:

- Reduced energy consumption particularly in no-load and partial-load operation
- Continuously adjustable volume flow rate (0 - 100 %)
- Flow control already integrated in the frequency inverter
- Employment depending on design in 1- to 4-quadrant operation
- Low noise level
- Operation in field weakening range (speeds > 1500 rpm)
- High pressures even at small speeds in short-time and pressure hold-up operation at zero-conveyance are possible
- High efficiency factor ($\eta \sim 70\%$ with asynchronous motor, 80 % with synchronous motor)
- Same system for 50/60 Hz 380 ... 480 V mains
- $\cos \phi \approx 1$
- Reduction of motor rating by 87-Hz-characteristic
- No current peaks at startup
- No limit of Start/Stop
- Easy integration into the machine control
- Possible saving of control valves, bypass valves, etc.
- Fast response time by using synchronous motors
- Saving of further pumps because of speed-variability



IN-BUILD UNITS AS WELL AS PUSH-THROUGH-MOUNTED VERSIONS IN PROTECTION CLASS IP 54 OR HIGHER

- Factory-mounted brake resistors
- Absorption of pulse energy without additional space requirement

FOR EACH ENVIRONMENT THE RIGHT COOLING CONCEPT

- STANDARD -air cooling
- LIQUID COOLED - (LC) liquid cooling
- EXTERNAL HEAT - (EH) push-through heat sink for the thermal separation of the power circuit
- FLAT-REAR - (FR) - direct thermal connection to heat sinks



560 kW P-housing cascaded



PERFORMANCE AND COMPETENCE

For the handling of your specific task requirements qualified personnel is available for you in the responsible regional offices and in the head office.

UNIT VERSIONS

DESIGN	RATING [kW]	INSTALLATION VERSION IP20 B x H x T [mm]	AVAILABLE VERSIONS		
			FR	LC	EH
G	... 22	170 x 340 x 255	✓	✓	✓
H	... 37	297 x 340 x 255	✓	✓	✓
R	... 90	340 x 520 x 355	✓	✓	✓
U	... 200	340 x 800 x 355	-	✓	-
P	... 315	340 x 960 x 454	-	✓	-
W	... 400	670 x 940 x 368	-	✓	-
Pmodular	... 900	2/3 x 340 x 960 x 454	-	✓	-

*FR Flat Rear

*LC Liquid Cooled

*EH External Heat

KEB COMPANIES

Austria | KEB Automation GmbH
Ritzstraße 8 4614 Marchtrenk Austria
Phone: +43 7243 53586-0 Fax: +43 7243 53586-21
E-Mail: info@keb.at Web: keb-automation.com

Benelux | KEB Automation KG
Boulevard Paepsem 20 – Paepsem laan 20 1070 Anderlecht Belgium
Phone: +32 2 447 8580
E-Mail: info.benelux@keb.de Web: keb-automation.com

Canada | KEB Canada
2010 Winston Park Dr., Suite 200 Oakville, ON L6H 5R7 Canada
Phone: +1 905 617 2352
E-Mail: sales@keb-automation.ca Web: keb-automation.ca

Czech Republic | KEB Automation s.r.o.
Videnska 188/119d 61900 Brno Czech Republic
Phone: +420 544 212 008
E-Mail: info@keb.cz Web: keb-automation.com

France | Société Française KEB SASU
Z.I. de la Croix St. Nicolas 14, rue Gustave Eiffel
94510 La Queue en Brie France
Phone: +33 149620101 Fax: +33 145767495
E-Mail: info@keb.fr Web: keb-automation.com

Germany | Geared Motors
KEB Antriebstechnik GmbH
Wildbacher Straße 5 08289 Schneeberg Germany
Phone: +49 3772 67-0 Fax +49 3772 67-281
E-Mail: info@keb-drive.de Web: keb-automation.com

Germany | Headquarters
KEB Automation KG
Südstraße 38 32683 Barntrup Germany
Phone: +49 5263 401-0
E-Mail: info@keb.de Web: keb-automation.com

Italy | KEB Italia S.r.l. Unipersonale
Via Newton, 2 20019 Settimo Milanese (Milano) Italy
Phone: +39 02 3353531 Fax: +39 02 33500790
E-Mail: info@keb.it Web: https://blog.keb.it

Japan | KEB Japan Ltd.
711-103 Fukudayama, Fukuda,
Shinjo-shi Yamagata 996-0053 Japan
Phone: +81 233 292800 Fax: +81 233 292802
E-Mail: info@keb.jp Web: keb.jp

P. R. China | KEB Power Transmission Technology (Shanghai) Co. Ltd.
No. 435 QianPu Road Chedun Town Songjiang District
201611 Shanghai P. R. China
Phone: +86 21 37746688 Fax: +86 21 37746600
E-Mail: info@keb.cn Web: keb.cn

Poland | KEB Automation KG
Phone: +48 604 077 727
E-Mail: roman.trinczek@keb.de Web: keb-automation.com

Republic of Korea | KEB Automation KG
Room 1112, Hanju 4th 501 Pyeonghwa-ro 322beon-gil
Uijeongbu-si 11706 Gyeonggi-do Republik Korea
Phone: +82 10 3101 3902
E-Mail: vb.korea@keb.de Web: keb-automation.com

Spain | KEB Automation KG
c / Mitjer, Nave 8 - Pol. Ind. LA MASIA
08798 Sant Cugat Sessgarrigues (Barcelona) Spain
Phone: +34 93 8970268
E-Mail: vb.espana@keb.de Web: keb-automation.com

Switzerland | KEB Automation AG
Barzloostrasse 1 8330 Pfaeffikon/ZH Switzerland
Phone: +41 43 2886060
E-Mail: info@keb.ch Web: keb-automation.com

United Kingdom | KEB (UK) Ltd.
5 Morris Close Park Farm Industrial Estate
Wellingborough, Northants, NN8 6XF United Kingdom
Phone: +44 1933 402220 Fax: +44 1933 400724
E-Mail: info@keb.co.uk Web: keb-automation.com

United States | KEB America, Inc.
5100 Valley Industrial Blvd. South
Shakopee, MN 55379 United States
Phone: +1 952 2241400 Fax: +1 952 2241499
E-Mail: info@kebamerica.com Web: kebamerica.com



DAS KOMPLETTE WELTWEITE KEB-PARTNERNETZWERK





The information provided in this brochure contains merely general descriptions or characteristics of performance which in case of actual application do not always apply as described or which may change as a result of further development of the products. An obligation to provide the respective characteristics shall only exist if expressly agreed in the terms of contract. We reserve the right to make technical changes.

© KEB 0000005REC 12.2018

Automation with Drive

keb-automation.com

KEB Automation KG Südstrasse 38 32683 Barntrop Germany Phone +49 5263 401-0 E-Mail: info@keb.de